

Leistungshalbleiter

12

ANLY.....	452
CELDUC.....	452
CRYDOM.....	452
CROUZET.....	453
Wärmeleitfolien.....	453
Sonstige.....	453
Zubehör.....	454



Leistungshalbleiter

ANLY



Abb.	GEV-Nr.	Ph	Laststrom (A)	Lastspannung (V)	Steuerspannung	Typ
1	403522	1	25	24-280	4-32VDC	ASR-25DA
1	403526	1	25	48-480	4-32VDC	ASR-25DA-H
1	403523	1	40	24-280	4-32VDC	ASR-40DA
1	403524	1	50	24-280	4-32VDC	ASR-50DA
1	403527	1	50	48-480	4-32VDC	ASR-50DA-H
1	403525	1	75	24-280	4-32VDC	ASR-75DA
1	403532	1	75	24-280	80-280VAC	ASR-75AA
1	403528	1	75	48-480	4-32VDC	ASR-75DA-H
1	403530	1	100	48-480	4-32VDC	ASR-100DA-H
1	403531	1	125	48-480	4-32VDC	ASR-125DA-H




Abb.	GEV-Nr.	Ph	Laststrom (A)	Lastspannung (V)	Steuerspannung	Typ
3	400521	2	50	400	10-30VDC	SCB865300
4	402974	2	50	24-600	10-30VDC	SOB965660
4	401459	2	50	24-600	6-16VDC	SOB965160




Abb.	GEV-Nr.	Ph	Laststrom (A)	Lastspannung (V)	Steuerspannung	Typ
5	401666	2	50	24-600	7,5-25VDC	SOB665300
6	403040	1	25	24-520	4-30VDC	SC762110V

CELDUC




Abb.	GEV-Nr.	Ph	Laststrom (A)	Lastspannung (V)	Steuerspannung	Typ
1	401462	1	5	600	5-30VDC	SKA20460
2	401674	1	25	12-275	20-265VAC	SOBA2974
2	402062	1	25	12-280	3-32VDC	SO942460
2	401643	1	50	12-280	3-32VDC	SO945460
2	402049	1	60	24-600	3-32VDC	SO965460
2	401702	2	75	20-265	3-32VDC	SO867970
2	402074	1	75	24-600	3-32VDC	SO967460
2	401675	1	95	24-510	3-32VDC	SOB68070
2	402075	1	125	24-510	3,5-32VDC	SO869070




Abb.	GEV-Nr.	Ph	Laststrom (A)	Lastspannung (V)	Steuerspannung	Typ
7	401672	2	50	24-600	7,5-25VDC	SOB665200
8	400105	2	65	400	24VDC	40.00.453

CRYDOM




Abb.	GEV-Nr.	Ph	Laststrom (A)	Lastspannung (V)	Steuerspannung	Typ
1	402644	1	25	240	3-32VDC	CSW2425FGH-6997
2	403540	1	25	240	3-32VDC	CSW2425G




Abb.	GEV-Nr.	Ph	Laststrom (A)	Lastspannung (V)	Steuerspannung	Typ
3	400559	2	40	120-240	24VDC	D2440DE-6816
4	400780	1	50	240	3-32VDC	D2450




Abb.	GEV-Nr.	Ph	Laststrom (A)	Lastspannung (V)	Steuerspannung	Typ
5	401671	1	50	480	3-32VDC	HD4850
5	402052	1	90	600	4-32VDC	H12WD4890PG
6	403038	1	50	480	4-32VDC	CWD4850P




Abb.	GEV-Nr.	Ph	Laststrom (A)	Lastspannung (V)	Steuerspannung	Typ
7	402490	3	50	530	4-32VDC	D53TP50D
8	403543	1	50	600	4-32VDC	H12WD4850PG



Abb.	GEV-Nr.	Ph	Laststrom (A)	Lastspannung (V)	Steuerspannung	Typ
9	401563	1	50	600	4-32VDC	HD4850-10
9	381280	1	50	480	18-36 VAC	HA4850E
9	403578	1	75	48-530	3-32VDC	HD4875
9	403579	1	75	48-530	40-280VAC	HA4875

CROUZET




Abb.	GEV-Nr.	Ph	Laststrom (A)	Lastspannung (V)	Steuerspannung	Typ
1	403535	1	10	24-280	90-280VAC	84137001
1	402223	1	25	24-280	3-32VDC	GN84136163
1	402222	1	25	24-280	90-280VAC	84136162
1	403089	1	50	48-660	4-32VDC	84134120
1	403534	1	100	48-660	4-32VDC	84137140
1	403090	1	125	48-660	4-32VDC	84134180
2	402370	2	40	24-280	5-15VDC	84140200



Abb.	GEV-Nr.	Ph	Laststrom (A)	Lastspannung (V)	Steuerspannung	Typ
3	403542	3	50	48-600	4-32VDC	GN350DLZ

Wärmeleitfolien




Abb.	GEV-Nr.	L (mm)	B (mm)	Abb.	GEV-Nr.	L (mm)	B (mm)
1	403355	37	37	2	401676	57	45

Sonstige



Abb.	GEV-Nr.	Ph	Laststrom (A)	Lastspannung (V)	Steuerspannung	Typ
1	402566	1	25	240	4-32VDC	D-24Z25-L
2	381202	1	50	600	22-48VDC	RM1A60A50



3

Abb.	GEV-Nr.	Ph	Laststrom (A)	Lastspannung (V)	Steuerspannung	Typ
3	403541	1	50	480	3-32VDC	GQ-50-48-D-1-3

Zubehör


Dioden

Hochspannungsdioden




1 2

Abb.	GEV-Nr.	Typ	Anschluss	KL (mm)	pass. für	Vergl.-Nr.
1	358163	2x HV05-12 F25	F6,3 / M4	500	ACP	R9800022
2	358161	2X062+HVR-1X	F6,3 / M4	-	ACP	10649001



3 4

Abb.	GEV-Nr.	Typ	Anschluss	KL (mm)	pass. für	Vergl.-Nr.
3	358158	HV03-12 F26	F6,3 / M4	-	ACP	20036801
4	358159	HV03-12 F27	F4,8 / M4	-	ACP	56001436



5 6

Abb.	GEV-Nr.	Typ	Anschluss	KL (mm)	pass. für	Vergl.-Nr.
5	358160	HV05-12 F35	F6,3 / M4	-	ACP	13091701
6	379654	HV07-16	F6,3	-	TurboChef	100481



7

8


Abb.	GEV-Nr.	Typ	Anschluss	KL (mm)	pass. für	Vergl.-Nr.
7	402116	HVM12	F6,3 / M4	-	—	—
8	403261	RG302	F6,3 / M4	-	Galanz Horeca-Select	GMW1025-C02 GMW1025-C02



9

10

Abb.	GEV-Nr.	Typ	Anschluss	KL (mm)	pass. für	Vergl.-Nr.
9	403185	RG304	F4,8 / M4	-	Galanz Horeca-Select	GMW1030-C45 GMW1030-C45
10	402046	RG404	F6,3 / M4	-	—	—



11

12

Abb.	GEV-Nr.	Typ	Anschluss	KL (mm)	pass. für	Vergl.-Nr.
11	402122	RG404	F6,3 / M4	-	—	—
12	358162	TV-20	F6,3 / M4	96	ACP Amana	20076101 20037701