



**GAS COMPONENTS**



**ELECTRIC COMPONENTS**



**WATER TECHNOLOGY**



**MECHANICAL COMPONENTS**



**TOOLS**

Spare parts suitable for

**CAPITO**

Find the complete and up-to-date range of products in our GEV Webshop



# Manufacturer catalogue

The most important spare parts and accessories arranged clearly for every manufacturer

- ✓ Complete product range and all appliance data always up to date in the GEV Webshop
- ✓ Alphabetical Index at the end of the catalogue

## GEV Webshop

[www.gev-online.co.uk](http://www.gev-online.co.uk)

[www.gev-online.com](http://www.gev-online.com)




- 🔍 Add to Favourites
- 🔍 Sign In with email address and usual password
- 🔍 Easy-order – place several items in your basket at the same time
- 🔍 Quick Item search – no login needed



## heating elements

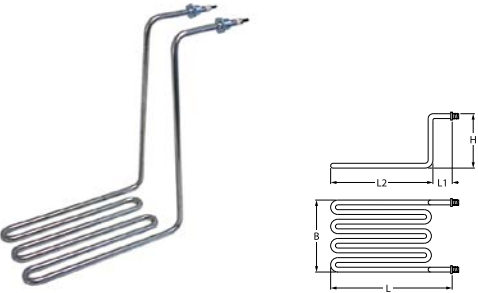
### heating elements for bain maries













<b>GEV No.</b>	418250	<b>Ref. No.</b>	63857
<b>description</b>	heating element 1500W 230V heating circuits 1 L 265mm W 244mm connection M4 tube ø 8mm 2 hole fixing thread M14x1.25 immersion heater W1 57mm W2 130mm H 25mm mounting distance 122mm		

### heating elements for fryers

#### 2 hole fixing



<b>GEV No.</b>	415740	<b>Ref. No.</b>	63852	
<b>description</b>	heating element 3000W 230V heating circuits 1 L 305mm W 145mm H 280mm L1 65mm L2 240mm thread M14x1.5 mounting distance 131mm tube ø 8.5mm windings 3 2 hole fixing connection M4 fryer heaters			
<b>spare parts for</b>	415740			
	<b>GEV No.</b>	510417	<b>Ref. No.</b>	—
	flat gasket fibre ED ø 20mm ID ø 14mm thickness 2mm Qty 1 pcs			
<b>accessories for</b>	415740			
	<b>GEV No.</b>	510420	<b>Ref. No.</b>	—
	gasket copper ED ø 19.9mm ID ø 14.3mm thickness 2mm Qty 1 pcs			
	<b>GEV No.</b>	520228	<b>Ref. No.</b>	—
	tooth lock washer ID ø 15.3mm ED ø 24mm steel Qty 1 pcs for thread M14			
	<b>GEV No.</b>	520230	<b>Ref. No.</b>	—
	nut thread M14x1.5 H 5mm WS 19 zinc-coated steel Qty 1 pcs			
	<b>GEV No.</b>	521101	<b>Ref. No.</b>	—
	nut thread M14x1.5 H 5mm WS 19 SS Qty 1 pcs			
	<b>GEV No.</b>	521103	<b>Ref. No.</b>	—
	nut thread M4 H 3mm WS 7 brass Qty 20 pcs			
	<b>GEV No.</b>	521104	<b>Ref. No.</b>	—
	washer ID ø 4.3mm ED ø 8mm thickness 0.5mm brass Qty 20 pcs for thread M4			
	<b>GEV No.</b>	550262	<b>Ref. No.</b>	—
	flat gasket copper ED ø 20mm ID ø 14mm thickness 2mm			


<b>accessories for</b>	415740			
	<b>GEV No.</b>	560111	<b>Ref. No.</b>	—
	plain washer ID ø 4.3mm ED ø 9mm thickness 0.8mm SS Qty 20 pcs DIN 125A for thread M4			
	<b>GEV No.</b>	560131	<b>Ref. No.</b>	—
	hexagonal nut thread M4 H 3.2mm WS 7 SS DIN/ISO DIN 934 / ISO 4032/8673 Qty 20 pcs			

### heating elements for griddles



<b>GEV No.</b>	418268	<b>Ref. No.</b>	63853	
<b>description</b>	heating element 2000W 230V heating circuits 1 L 396mm W 123mm H 38mm tube ø 8.5mm 2 hole fixing thread M14x1.5 cable length 1000mm mounting distance 115mm connection length 22mm for griddle dry heating element			
<b>spare parts for</b>	418268			
	<b>GEV No.</b>	510417	<b>Ref. No.</b>	—
	flat gasket fibre ED ø 20mm ID ø 14mm thickness 2mm Qty 1 pcs			
<b>accessories for</b>	418268			
	<b>GEV No.</b>	520228	<b>Ref. No.</b>	—
	tooth lock washer ID ø 15.3mm ED ø 24mm steel Qty 1 pcs for thread M14			
	<b>GEV No.</b>	520230	<b>Ref. No.</b>	—
	nut thread M14x1.5 H 5mm WS 19 zinc-coated steel Qty 1 pcs			
	<b>GEV No.</b>	521101	<b>Ref. No.</b>	—
	nut thread M14x1.5 H 5mm WS 19 SS Qty 1 pcs			
	<b>GEV No.</b>	550262	<b>Ref. No.</b>	—
	flat gasket copper ED ø 20mm ID ø 14mm thickness 2mm			


### heating elements for chargrills



<b>GEV No.</b>	418261	<b>Ref. No.</b>	63854
<b>description</b>	heating element 330W 230V L 425mm dry heating element rectangular flange tube ø 6.3mm flange length 34mm flange width 15mm		

### ceramic heaters

#### 245x60mm





<b>GEV No.</b>	415104	<b>Ref. No.</b>	63850	
<b>description</b>	ceramic emitter 1000W 230V cable beaded cord L 245mm W 60mm H 35mm			
<b>spare parts for</b>	415104			
	<b>GEV No.</b>	415109	<b>Ref. No.</b>	—
	spring clip			

Table continues overleaf




<b>accessories for</b>	415104		
	<b>GEV No.</b>	415110	<b>Ref. No.</b> —
	reflector L 245mm W 95mm H 31mm thickness 0.75mm hole ø 15x40mm		




<b>GEV No.</b>	415102	<b>Ref. No.</b>	63851
----------------	--------	-----------------	-------

**description** ceramic emitter 400W 230V cable beaded cord L 245mm W 60mm H 35mm

**spare parts for** 415102

	<b>GEV No.</b>	415109	<b>Ref. No.</b> —
	spring clip		

**accessories for** 415102

	<b>GEV No.</b>	415110	<b>Ref. No.</b> —
	reflector L 245mm W 95mm H 31mm thickness 0.75mm hole ø 15x40mm		

## hot plates

### square & rectangular

#### with radiused edge



<b>GEV No.</b>	490065	<b>Ref. No.</b>	63887
----------------	--------	-----------------	-------

**description** hot plate dimensions 220x220mm 2000W 230V with spill ring connection 4 screw clamps protector no square



<b>GEV No.</b>	490066 <sup>1</sup>	<b>Ref. No.</b>	63886
----------------	---------------------	-----------------	-------

**description** hot plate dimensions 220x220mm 2600W 230V with spill ring connection 4 screw clamps protector yes square

<sup>1</sup>incl. protector



<b>GEV No.</b>	490054 <sup>1</sup>	<b>Ref. No.</b>	63885
----------------	---------------------	-----------------	-------

**description** hot plate dimensions 300x300mm 2500W 230V with spill ring connection 4 screw clamps protector yes

<sup>1</sup>incl. protector



<b>GEV No.</b>	490074 <sup>1</sup>	<b>Ref. No.</b>	63884
----------------	---------------------	-----------------	-------

**description** hot plate dimensions 300x300mm 4000W 400V with spill ring connection 4 screw clamps protector yes square

<sup>1</sup>incl. protector

### round


#### with radiused edge

#### for domestic and commercial kitchens



<b>GEV No.</b>	490014	<b>Ref. No.</b>	63889
----------------	--------	-----------------	-------

**description** hot plate ø 180mm 1500W 230V connection 4 screw clamps with 8mm spill ring



<b>GEV No.</b>	490018	<b>Ref. No.</b>	63890
----------------	--------	-----------------	-------

**description** hot plate ø 220mm 2000W 230V connection 4 screw clamps with 8mm spill ring



## energy regulators

### EGO

#### 1-circuit



<b>GEV No.</b>	380015	<b>Ref. No.</b>	63867
<b>description</b>	energy regulator 230V 13A single-circuit turn direction right shaft ø 6x4.6mm shaft L 23mm mounting thread M4 power release 6-100% no. 50.57021.010		

## thermostats

### control and safety thermostats

#### EGO

#### control thermostats

#### 55.34\_ series



<b>GEV No.</b>	375713	<b>Ref. No.</b>	63859
<b>description</b>	thermostat temperature range 113-171°C 3-pole 3NO 16A probe ø 6.5mm probe L 219mm capillary pipe 880mm capillary pipe isolated mm gland nut		

#### safety thermostats


#### 55.31\_ series






<b>GEV No.</b>	375700	<b>Ref. No.</b>	63860 63864
<b>description</b>	safety thermostat switch-off temp. 232°C 3-pole 20A probe ø 6.5mm probe L 219mm capillary pipe 830mm capillary pipe isolated 800mm gland nut probe		

#### control thermostats with operation switch

#### 55.13\_ series



<b>GEV No.</b>	375406	<b>Ref. No.</b>	63892	
<b>description</b>	thermostat t.max. 110°C temperature range 30-110°C 1-pole 1CO 16A probe ø 6mm probe L 113mm capillary pipe 2380mm capillary pipe isolated 1700mm gland nut M9x1 shaft ø 6x4.6mm shaft L 18mm shaft position upper rotation 270° outer switch 2NO			
<b>accessories for</b>	375406			
	<b>GEV No.</b>	110545	<b>Ref. No.</b>	—
	knob dial plate silver thermostat t.max. 110°C 30-110°C rotation 310° ED ø 59mm ID ø 45.5mm			
	<b>GEV No.</b>	112173	<b>Ref. No.</b>	—
	knob universal ø 62mm black without adaptor/dial plate			
	<b>GEV No.</b>	112311	<b>Ref. No.</b>	—
	knob adapter shaft ø 6x4.6mm L 0mm with spring			




<b>GEV No.</b>	375701	<b>Ref. No.</b>	63863
<b>description</b>	thermostat t.max. 173°C temperature range 120-173°C 1-pole 1NO 16A probe ø 6.5mm probe L 119mm capillary pipe 870mm capillary pipe isolated 800mm gland nut shaft ø 6x4.6mm shaft L 23mm shaft position upper rotation 245° outer switch 2NO		

## switches and momentary switches

### rocker/momentary rocker switches

#### 30x22mm



<b>GEV No.</b>	301003	<b>Ref. No.</b>	63871	
<b>description</b>	rocker switch mounting measurements 30x22mm green 2NO 250V 16A illuminated 0-I connection male faston 6.3mm ambient temperature max. 125/55°C protection IP65			
<b>accessories for</b>	301003			
	<b>GEV No.</b>	301036	<b>Ref. No.</b>	—
	protective cover internal size 30x22mm for rocker switch mounting measurementsmm			





## microswitches

## lever actuated




1



<b>GEV No.</b>	345107	<b>Ref. No.</b>	63875
<b>description</b>	microswitch with lever 250V 16A 1CO connection male faston 6.3mm L 98mm ambient temperature max. 125°C mounting distance 22mm actuating force: 30g lever length 90mm		

## cam switches

## on/off



1

<b>GEV No.</b>	300020	<b>Ref. No.</b>	63870
<b>description</b>	cam switch 4 operating positions 2NO sequence 0-1-0-1 16A shaft ø 6x4.6mm shaft L 23mm connection screw ceramic		
<b>accessories for</b>	300020		
	<b>GEV No.</b>	110135	<b>Ref. No.</b> —
	rosette knob up to ø 52mm		
	<b>GEV No.</b>	110231	<b>Ref. No.</b> —
	knob switch 0-1-0-1 t.max.°C ø 50mm shaft ø 6x4.6mm shaft flat upper black		



1

<b>GEV No.</b>	300021	<b>Ref. No.</b>	63869
<b>description</b>	cam switch 4 operating positions 4NO sequence 0-1-0-1 16A shaft ø 6x4.6mm shaft L 23mm connection screw ceramic		






1

<b>GEV No.</b>	300102	<b>Ref. No.</b>	63868
<b>description</b>	cam switch 4 operating positions 4NO sequence 0-1-0-1 32A shaft ø 6x4.6mm shaft L 23mm connection screw ceramic		

## 7-position



1

<b>GEV No.</b>	300025	<b>Ref. No.</b>	63873
<b>description</b>	cam switch 7 operating positions 1NO/2CO sequence 0-1-2-3-4-5-6 16A shaft ø 6x4.6mm shaft L 23mm connection screw 7-position ceramic		
<b>accessories for</b>	300025		
	<b>GEV No.</b>	112172	<b>Ref. No.</b> —
	knob universal ø 70mm black without adaptor/dial plate		
	<b>GEV No.</b>	112213	<b>Ref. No.</b> —
	knob dial plate silver switch 7-position t.max.°C ED ø 63mm ID ø 45.5mm		
	<b>GEV No.</b>	112311	<b>Ref. No.</b> —
	knob adapter shaft ø 6x4.6mm L 0mm with spring		



1

<b>GEV No.</b>	300106	<b>Ref. No.</b>	63872
<b>description</b>	cam switch 7 operating positions 1NO/2CO sequence 0-1-2-3-4-5-6 32A shaft ø 6x4.6mm shaft L 23mm connection screw 7-position shaft flat upper		



## fans



### cross flow fans

cross flow fan with heater battery

roller diameter ø60mm



1

<b>GEV No.</b>	601027	<b>Ref. No.</b>	63905
<b>description</b>	cross flow fan roller length 180mm roller ø 60mm motor position right 230V 50Hz 17W heat output 2000W bearing silicone cable length 200mm with temperature limiter 125°C		
<b>spare parts for</b>	601027		
	<b>GEV No.</b>	375095	<b>Ref. No.</b> —
	bi-metal thermostat hole distance 18mm switch-off temp. 105°C 1NC 1-pole 16A connection F6.3 2 hole fixing		
	<b>GEV No.</b>	375911	<b>Ref. No.</b> —
	bi-metal thermostat switch-off temp. 125°C 1NC 1-pole for cross flow fan		

## electric accessories

### plug connectors



1

<b>GEV No.</b>	550171	<b>Ref. No.</b>	32D0140
<b>description</b>	plug connector 10-pole STV 2/10		

## baskets

### fryer baskets

CAPITO



1

<b>GEV No.</b>	970442	<b>Ref. No.</b>	63877
<b>description</b>	fryer basket L1 275mm W1 165mm H1 120mm		





**C**

cam switches	6
ceramic heaters	3
control thermostats	5
cross flow fans	7

**E**

electric accessories	7
energy regulators	5

**F**

fans	7
------	---

**H**

heating elements	3
heating elements for bain maries	3
heating elements for chargrills	3
heating elements for fryers	3
heating elements for griddles	3
hot plates	4

**M**

microswitches	6
---------------	---

**P**

plug connectors	7
-----------------	---

**R**

rocker/momentary rocker switches	5
----------------------------------	---

**S**

safety thermostats	5
switches and momentary switches	5

**T**

thermostats	5
-------------	---