



GAS COMPONENTS



ELECTRIC COMPONENTS



WATER TECHNOLOGY



MECHANICAL COMPONENTS



TOOLS

Spare parts suitable for

MIGEL

Find the complete and up-to-date range of products in our GEV Webshop



Manufacturer catalogue

The most important spare parts and accessories arranged clearly for every manufacturer

- ✓ Complete product range and all appliance data always up to date in the GEV Webshop
- ✓ Alphabetical Index at the end of the catalogue

GEV Webshop

www.gev-online.co.uk

www.gev-online.com



- 🔍 Add to Favourites
- 🔍 Sign In with email address and usual password
- 🔍 Easy-order – place several items in your basket at the same time
- 🔍 Quick Item search – no login needed



thermostats

bi-metal thermostats

safety bi-metal thermostats



GEV No.	390959	Ref. No.	1LT021 2LT135
description	bi-metal safety thermostat switch-off temp. 60°C 1-pole connection F6.3		
For models:	KF165, KF35, KF75, KL101, KL18, KL21, KL31, KL41, KL51, KL71, KP30, KP40, KP50, KP60, KP70, KP90		

refrigeration thermostats

RANCO

K22 series

RANCO



GEV No.	390207	Ref. No.	1LT018 1LT020
description	thermostat RANCO type K22L2030 probe ø 2mm probe Lmm capillary pipe 2000mm temperature range -13 up to -4°C		
For models:	KF165, KF35, KF75, KL101, KL18, KL21, KL31, KL41, KL51, KL71, KP30, KP40, KP50, KP60, KP70, KP90		

RANCO



GEV No.	390961	Ref. No.	1LT112
description	thermostat RANCO type K22L2082 probe ø 2mm probe Lmm capillary pipe 2000mm for ice maker		

K55 series

RANCO



GEV No.	390210	Ref. No.	N/A
description	thermostat RANCO type K55L1042 capillary pipe 1100mm temperature range +1.7 up to +9.5°C probe ø10x110mm		

K59 series

RANCO



GEV No.	390960	Ref. No.	1LT019
description	thermostat RANCO type K59L1045 probe ø 2mm probe Lmm capillary pipe 2000mm icemaker		
For models:	KF165, KF35, KF75		

switches and momentary switches

float switches



GEV No.	403479	Ref. No.	2SL001
description	float switch 1CO 250V 4A F6.3		
For models:	KP30, KP40, KP50, KP60, KP70, KP90		

touch sensitive light switches



GEV No.	403481	Ref. No.	1LT066
description	light barrier receiver for ice maker		
For models:	KF1000, KF250, KF2500, KF500		



GEV No.	403480	Ref. No.	1LT065
description	light barrier transmitter for ice maker		
For models:	KF1000, KF250, KF2500, KF500		



timers

programme timers



1

GEV No.	360051	Ref. No.	1LT017 (old version)
----------------	--------	-----------------	----------------------

description timer FIBER P36 engines 1 chambers 2 operation time 15min 230V shaft ømm shaft Lmm manuf. no. P365JR2J717 motor type M51B-J0R6400

spare parts for 360051



GEV No.	360673	Ref. No.	—
description motor kit pinion ø 6.8mm teeth 15 230V voltage AC 50/60Hz turn direction clockwise motor ø 48mm H 18.5mm motor type UDS-40NE1RNZ165 cable length 150mm with holder			

relays

power relays

with bracket mounting



1

GEV No.	380312	Ref. No.	1LT080
----------------	--------	-----------------	--------

description power relays FINDER 230VAC 10A 3CO connection male faston 4.8mm bracket mounting dimensions 52x32.2x36.5mm manuf. no. 60.63.8.230.0000

For models: KP30, KP40, KP50, KP60, KP70, KP90



1

GEV No.	380185	Ref. No.	1LT028
----------------	--------	-----------------	--------

description power relays Italiana Relè 230VAC 30A 1NO connection F6.3 bracket mounting dimensions 36.5x32.2x51.8mm manuf. no. A10-230AC-FA

For models: KF165, KF35, KF75

probes

producer-specific probes

probes



1

GEV No.	377000	Ref. No.	1LT067
description	probe PTC 1kOhm cable silicone probe -50 up to +150°C cable -50 up to +180°C connection 2-wire thread probe ø6x50mm cable length 1.2m		
For models:	KF1000, KF250, KF2500, KF500		

electronics

PCBs



1

GEV No.	360678	Ref. No.	1LT199
description	timer PCB MIGEL		

solenoid valves

solenoid valves (water)

ELBI



1


GEV No.	373013	Ref. No.	2DR064
description	solenoid valve single 230VAC inlet 3/4" outlet 11.5mm input/min output 2.5l/min DN10		
For models:	KL101, KL71, KP30, KP40, KP50, KP60, KP70, KP90		





1


GEV No.	370431	Ref. No.	2DR028
description	solenoid valve single straight 230VAC inlet 3/4" outlet 11.5mm input/min output 2l/min DN10 t.max. 90°C ELBI plastic		





ELTEK			
			
1			
GEV No.	370780	Ref. No.	2DR067
description	solenoid valve double straight 230VAC inlet 3/4 outlet 11.5mm input 7l/min output 1x1.2-1x2.5l/min DN10 ELTEK		
For models:	KL101, KL71, KP30, KP40, KP50, KP60, KP70, KP90		



			
1			
GEV No.	370781	Ref. No.	2DR027
description	solenoid valve double straight 230VAC inlet 3/4 outlet 11.5mm input 7l/min output l/min DN10 ELTEK		
For models:	KL101, KL71		


			
1			
GEV No.	370779	Ref. No.	2DR025
description	solenoid valve single straight 230VAC inlet 3/4 outlet 11.5mm input 7l/min output 1.2l/min DN10 ELTEK		
For models:	KF165, KF35, KF75, KL18, KL21, KL31, KL41, KL51		

RPE			
solenoid valves with reducers			
2-fold			
			
1			
GEV No.	370835	Ref. No.	2DR026
description	solenoid valve double straight 230VAC inlet 3/4 outlet 10.5mm input 7l/min output 2x1.2l/min DN10 t.max. 90°C RPE		
For models:	KL18, KL21, KL31, KL41, KL51		

solenoid valves (refrigeration)

PARKER			
valves			
			
1			
GEV No.	370782	Ref. No.	1RF123
description	solenoid valve 230V connection 16mm soldering connection PARKER refrigeration straight		
For models:	KL101, KL31, KL41, KL51, KL71		
spare parts for	370782		
	GEV No.	371033	Ref. No. —
solenoid coil PARKER 230VAC 9VA coil type YB09 with cable seat ø 14mm			

			
1			
GEV No.	370783	Ref. No.	1RF185
description	solenoid valve 230V connection 6mm soldering connection PARKER refrigeration angled		
spare parts for	370783		
	GEV No.	371033	Ref. No. —
solenoid coil PARKER 230VAC 9VA coil type YB09 with cable seat ø 14mm			

			
1			
GEV No.	370784	Ref. No.	1RF112
description	solenoid valve 230V connection 6mm soldering connection PARKER refrigeration straight		
For models:	KL18, KL21		



pressure switches

for refrigeration

RANCO

DWFK series



GEV No.	542133	Ref. No.	1LT075 1LT136 ACB2UA574W
description	pressure control pressure range 9-10bar switching diff. 1bar type ACB-2UA574W		
For models:	KL18		



GEV No.	542132	Ref. No.	1LT093
description	pressure control vertical pressure range 17-19bar switching diff. 2bar type NSDHF10A39200 250V 6A		
For models:	KF165, KF250, KF35, KF500, KF75, KL101, KL21, KL31, KL41, KL51, KL71, KP30, KP40, KP50, KP60, KP70, KP90		

fans

refrigeration fans

refrigeration motors universal

miscellaneous



GEV No.	601524	Ref. No.	1LT094
description	fan motor 35W 230V 50/60Hz L3 153mm W 83mm cable length 1600mm 1300rpm with capacitor capacitor 2.5µF		

motors

gear motors

for ice-cube maker

for paddles



GEV No.	500407	Ref. No.	1LT078
description	gear motor LIP type 123MR 8W 220/240V voltage AC 50/60Hz 50rpm turn direction counterclockwise shaft ø 4mm shaft intake ø 6.2mm groove width 2.3mm shaft L 8mm shaft ø 4mm W 74mm		
For models:	KP30, KP40, KP50, KP60, KP70, KP90		

miscellaneous



GEV No.	601967	Ref. No.	1LT079
description	gear motor LIP type 123MR 11W 220/240V voltage AC 50/60Hz 1rpm shaft ø 7mm		
For models:	KP50, KP60, KP70, KP90		

motors

for ice-cube maker

complete



GEV No.	601968	Ref. No.	1LT027
description	motor 184W 220/240V 50/60Hz 1 phase shaft ø 11mm 1300rpm type 11037703 L 185mm 1.5A 0.184kW		
For models:	KF165, KF250, KF35, KF75		

pumps

drain pumps

GRE



1

GEV No. 500039 **Ref. No.** 1DR062

description pump inlet ø 24mm outlet ø 24mm 190W 230V 50Hz GRE

pumps for ice machines



1

GEV No. 499341 **Ref. No.** 2DR100 M01

description pump MIGEL 100W 230V 50Hz inlet ø 23mm outlet ø 25mm L 170mm rotation direction right ice maker

For models: KL18, KL21, KL31



1

GEV No. 499003 **Ref. No.** 1DR037 2DR093

description pump MIGEL type 100W 230V 50Hz inlet ø 25mm outlet ø 23mm L 170mm rotation direction right for ice maker

For models: KL101, KL21, KL31, KL41, KL51, KL71



1

GEV No. 501501 **Ref. No.** 2DR200

description pump MIGEL type M01 100W 230V 50Hz inlet ø 23mm outlet ø 25mm L 200mm

For models: KL101, KL41, KL51, KL71

fuses

overload switches



1

GEV No. 348037 **Ref. No.** 1LT030

description overload switch 1-pole drop-away current 1.5A rated 240V nominal 0.05-16A connection male faston 6.3mm with plunger ambient temperature max. °C


For models: KF35, KF75

equipment-specific units

for ice-cube maker

ice chutes

slide grates



1

GEV No. 694273 **Ref. No.** 1CD010

description slide grate for ice maker L 395mm W 235mm H 30mm

For models: KL41, KL51

spray systems

MIGEL

spray arms



1

GEV No. 698516 **Ref. No.** 2LV016

description spray arm L 250mm nozzles 6 mounting ø 17mm

For models: KL18, KL21



1

GEV No. 698517 **Ref. No.** 2LV018

description spray arm L 397mm nozzles 9 mounting ø 17mm

For models: KL41, KL51

accessories



1

GEV No.	694506	Ref. No.	1CL042 1CL078
description	spray nozzle		
For models:	KL101, KL18, KL21, KL31, KL41, KL51, KL71		

miscellaneous

spray arms



1

GEV No.	694669	Ref. No.	2LV017
description	spray arm L 330mm nozzles 8		
For models:	KL31		

pan mechanics

sumps



1

GEV No.	696752	Ref. No.	2CL067
description	sump for ice maker L 200mm W 280mm H 75mm MIGEL		
For models:	KP50, KP60		

transmission technology and ball bearings

drive belts

V-belts

profile A/13



1

GEV No.	698519	Ref. No.	1TR036
description	V-belt belt width 13mm L 700mm H 8mm CODE A27 1/2 profile A/13		
For models:	KF165, KF500		

B

bi-metal thermostats 3

D

drain pumps 7

F

fans 6

float switches 3

fuses 7

M

motors 6

P

pressure switches 6

probes 4

programme timers 4

pumps 7

pumps for ice machines 7

R

refrigeration fans 6

refrigeration motors universal 6

refrigeration thermostats 3

relays 4

S

safety bi-metal thermostats 3

solenoid valves 4

switches and momentary switches 3

T

thermostats 3

timers 4

touch sensitive light switches 3