



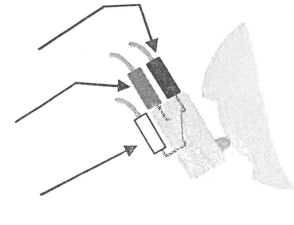
Works instruction

Adjustable 6 CAM timer

Effective from : 25/08/2011
 Machine(s) effected : Hood Machines
 Revision : B

Document :
 WI-PROD-158



Step	Action	Picture
1	From 25 August 2011 (Week Code 1134) Classeq hood machines will start to use a new cam timer with an adjustable rinse cam.	
2	CAM 4 - NEW adjustable ORANGE section	
3	Make sure that the wires on CAM 4 are changed to match the picture	
4	<p>Use the plastic driver to adjust CAM 4 on the timer as per the following:</p> <p>All Airbreak All H957AS All Water Softeners } Either ensure the gap is 7mm, or use 'Duo 750' adjuster key</p> <p>For All <u>Pressurised Tank</u> versions ensure that the gap is fully open as shown</p>	